

craftstone
stone veneer





C

Vintage LedgeStone
Black Canyon 019



C

Vintage LedgeStone
Alpine 021



C

Vintage LedgeStone
Champagne 022



C

Vintage LedgeStone
Pewter Grey 025



Example of a corner, full
thickness appearance



C

Classical LedgeStone
Silver Grey 028



C

Mountain LedgeStone
Cabernet 048



C

Mountain LedgeStone
Merlot 049



C

Medieval Castle Stone
Charcoal Black 059



C

Stacked LedgeStone
Ashburn 063



C

Stacked LedgeStone
Cabernet 065



C

Stacked LedgeStone
Merlot 066



Stacked Ledge Stone
Urban Mist 068



Stacked Ledge Stone
Apache 069



Lime Stone
Glacer 075



Boulder
Grey 076



River Rock
Multi Bianco 081



Quarry Stone
Cabernet 082



Quarry Stone
Merlot 083



Example of a corner, full
thickness appearance



Quarry Stone
Matador 086



Old Used Bricks
Austin 093



Old Used Bricks
Persian Red 098



Sand Stone
Sand Buff 603

Technical Specification

25-Year Limited Warranty

CraftStone® products carry a 25-year limited warranty when used on structures that conform to local building codes and are installed according to the manufacturer's instructions.

Non-Combustible

CraftStone products show zero flame spread and zero smoke development.

Material Composition:

Portland Cement, aggregates and iron oxide pigments
 Unit Weight: 33 ~ 45kg/m² (varies according to profile)
 Thickness: 15 ~ 60mm (varies according to profile)

Physical Properties

Water Absorption: <13%
 Open Porosity: <35%
 Compressive Strength: >12.0N/mm²
 Flexural Strength: >5.0N/mm² CraftSeal

CraftSeal

CraftSeal incorporates Nano Technology into the waterborne treatment that achieves in-depth penetration and surface hydrophobic effect, filling and coating subsurface pores with crystallization actions. It is permeable to water vapours, allowing the treated substrate to dry gradually without staining.

Being non-film forming and UV resistant, it does not leave a glossy finish and will not change the substrate appearance. Mainly used for sealing and waterproofing of concrete and natural stone.

It contains a solid, mild antibiotic that inhibits organic growth without affecting the environment. On application, its surface cures rapidly. Any liquid water collected beneath the surface causes the other active components to penetrate deep into the substrate and crystallise, providing in-depth protection.




Generally flat profiles are packed with Blue coloured boxes, while Corner profiles are packed with Brown coloured boxes for easy identification.

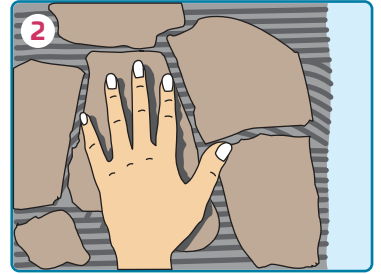
Installation Method

Ensure the wall surface is free from dirt, paint or grease.

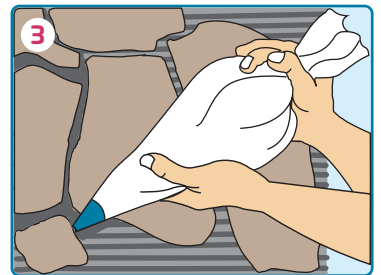
If necessary, roughen the wall and apply mortar on the wall for better gripping. Apply tile adhesive on the entire backside of the stone. Avoid cement stain on stone surfaces by using tools, instead of bare hands.



Always start with the corner components before laying the flat components. Start from one end and work towards the other. Press each stone firmly into the mortar bed in a sliding motion. Ensure that individual stones are placed as closely as possible, creating uniform joints between them.



For random series with gaps, fill the joints with colour grout using a grout bag. Better results can be archived by selecting colour grouts that are similar in colour to the stone. It is recommended to use a trowel to archive a smooth and even finishing of colour grout inside the joints.



Before the grout hardens, use a stiff brush or wooden racking tool to remove excess grout or mortar from the surface of the stone. You may also use a wet brush to brush away small cement stains that got left behind.



Packing and Dimension

Name	Type	Dimension	Weight
Vintage LedgeStone	F/C	L50,30,20xH10cm	32kg
Mountain LedgeStone	F/C	Random	32kg
Stacked LedgeStone	F/C	Random	30kg
Medieval Castle	F/C	Random	32kg
River Rock	F/C	Random	29kg
Quarry Stone	F/C	Random	35kg
Classic LedgeStone	F/C	L50,30,20xH10cm	33kg
SandStone	Flat	L50,30,20xH20cm	32kg
CraftBrick	F/C	L20xH6cm	21kg
Lime Stone	F/C	Random	39kg

craftstone.com.au

craftstone  25 Year Limited Warranty*



Dealer